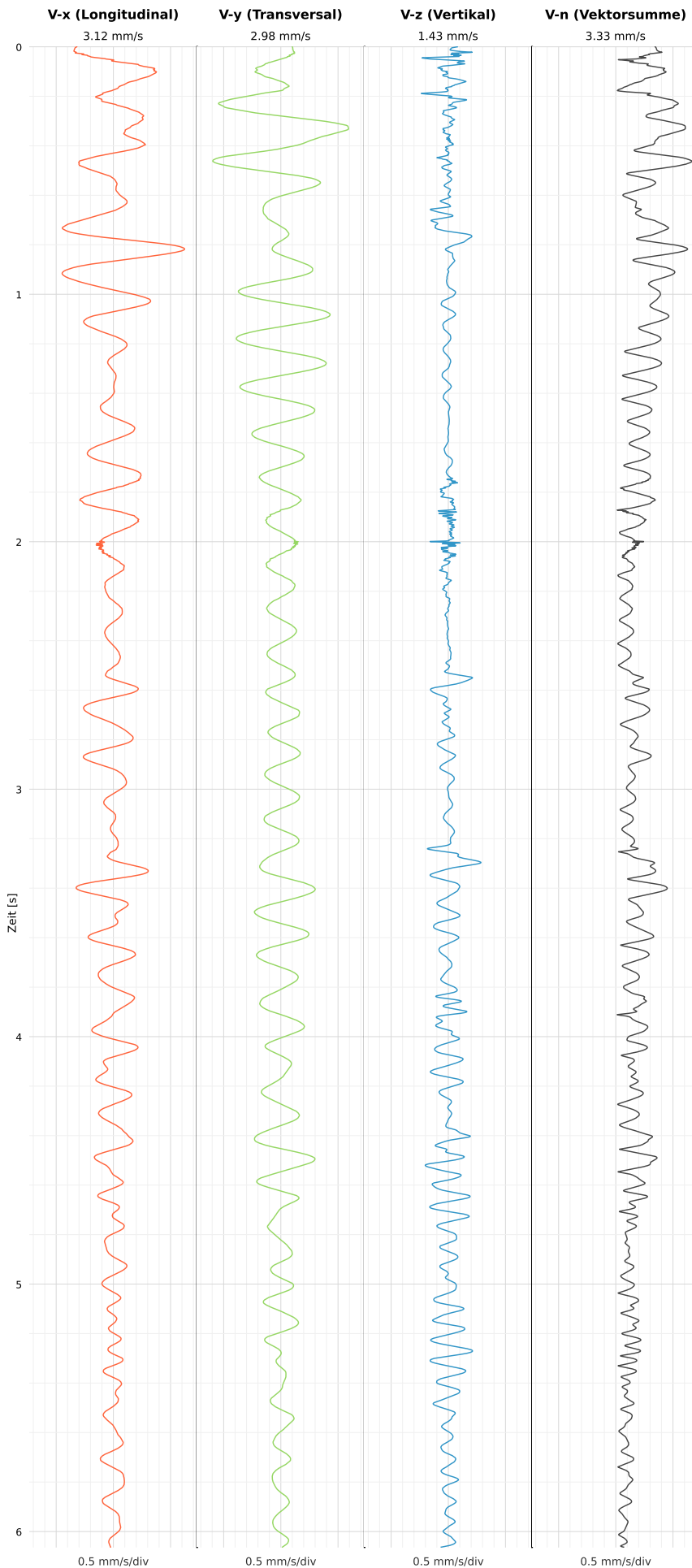


## SCHWINGGESCHWINDIGKEIT

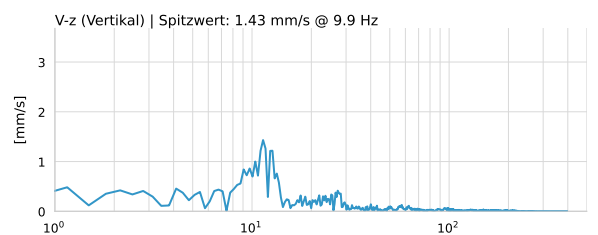
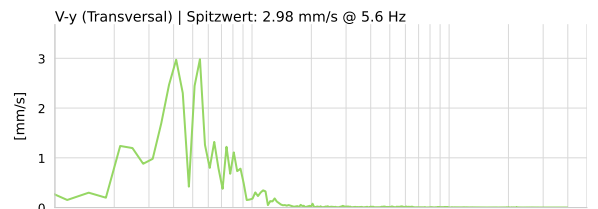
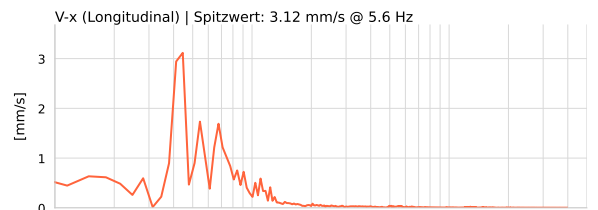


DATEI: 2493-HS5-18052026-202614\_raw.csv

Aufzeichnungsdauer: 6.06 s | Abtastrate: 1000 Hz

Datum	18.05.2026
Zeit	20:26:14
Event-ID	2493-HS5-18052026-202614
Status	Hinweis
X	3.12 mm/s @ 5.6 Hz
Y	2.98 mm/s @ 5.6 Hz
Z	1.43 mm/s @ 9.9 Hz
Vn	3.33 mm/s @ 5.6 Hz

## SPEKTRALANALYSE - KOMPONENTEN FFT



Kanal	Spitzwert	Spektrum 25%	Spektrum 50%	Spektrum 75%
X	5.6 Hz	4.5 Hz	7.1 Hz	15.3 Hz
Y	5.6 Hz	3.8 Hz	5.4 Hz	8.1 Hz
Z	9.9 Hz	10.4 Hz	17.6 Hz	54.3 Hz

## SPEKTRALANALYSE - FFT (DIN 4150-3)

