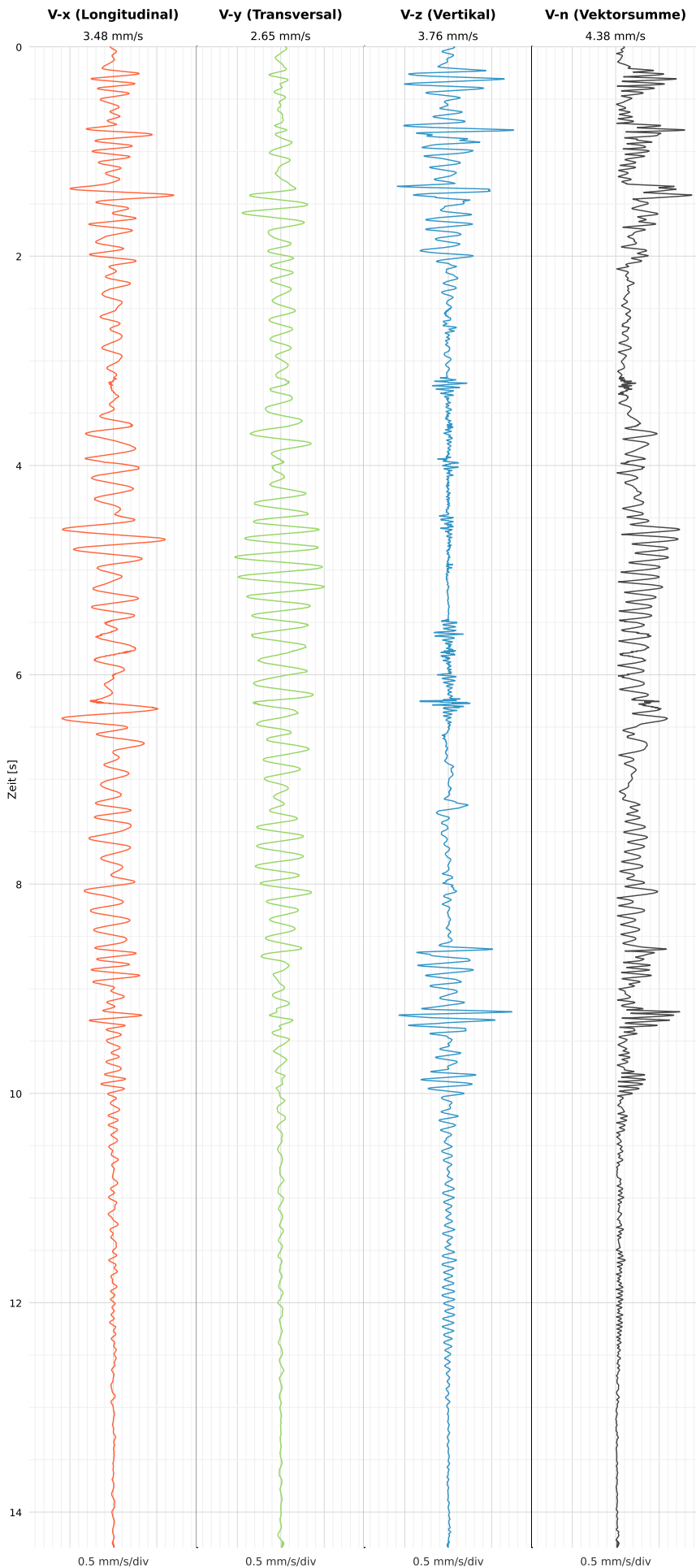


SCHWINGGESCHWINDIGKEIT

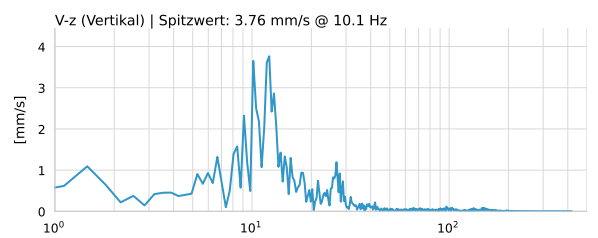
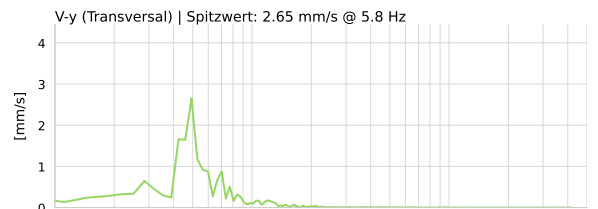
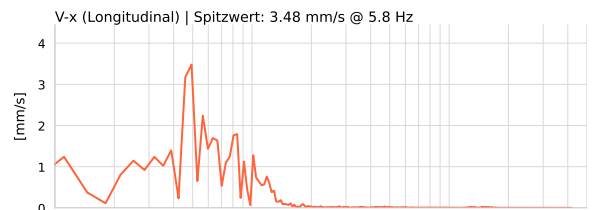


DATEI: 2493-HS5-18052026-214759_raw.csv

Aufzeichnungsdauer: 14.34 s | Abtastrate: 1000 Hz

Datum	18.05.2026
Zeit	21:47:59
Event-ID	2493-HS5-18052026-214759
Status	Hinweis
X	3.48 mm/s @ 5.8 Hz
Y	2.65 mm/s @ 5.8 Hz
Z	3.76 mm/s @ 10.1 Hz
Vn	4.38 mm/s @ 10.1 Hz

SPEKTRALANALYSE - KOMPONENTEN FFT



Kanal	Spitzwert	Spektrum 25%	Spektrum 50%	Spektrum 75%
X	5.8 Hz	4.6 Hz	6.3 Hz	10.1 Hz
Y	5.8 Hz	4.2 Hz	5.3 Hz	7.7 Hz
Z	10.1 Hz	10.1 Hz	13.6 Hz	26.8 Hz

SPEKTRALANALYSE - FFT (DIN 4150-3)

