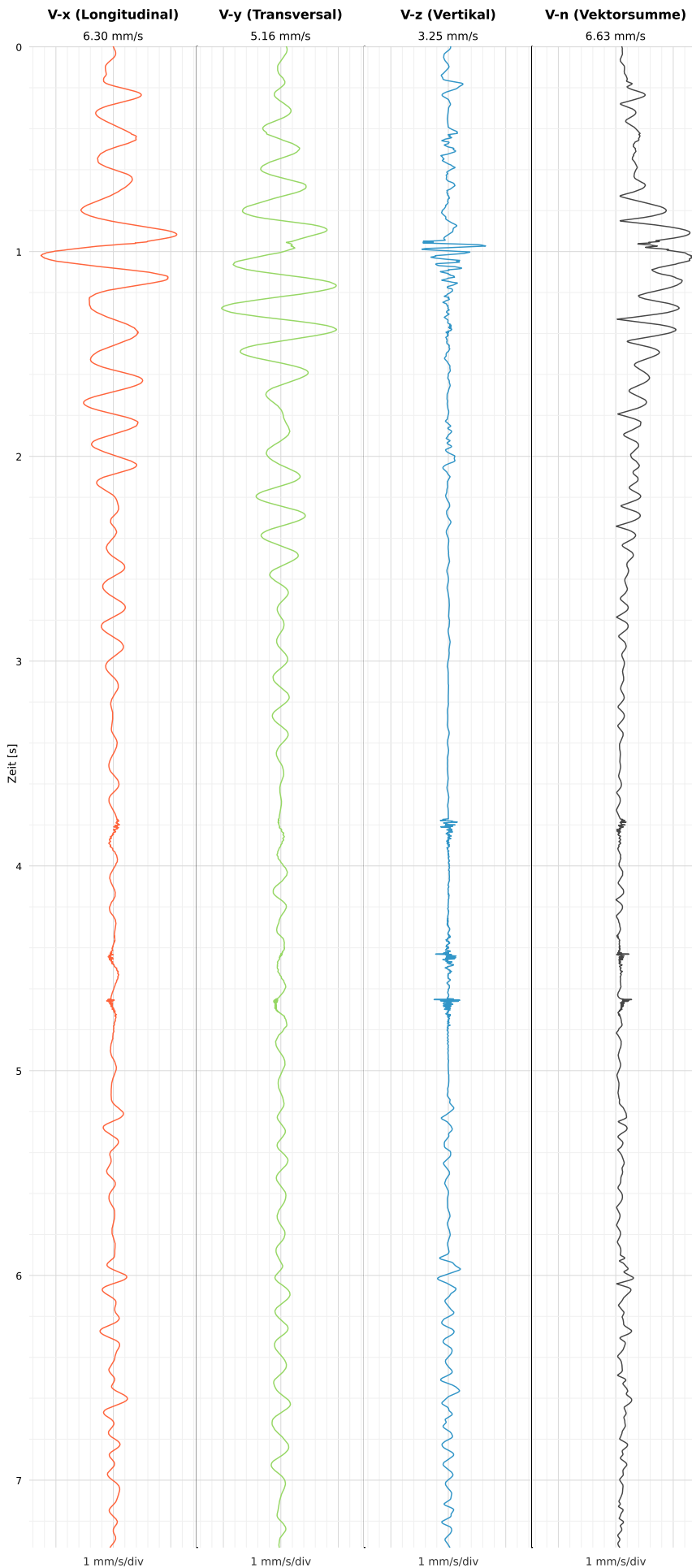


## SCHWINGGESCHWINDIGKEIT

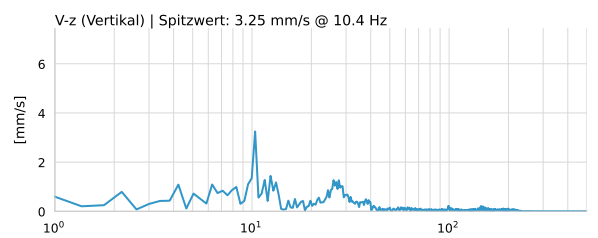
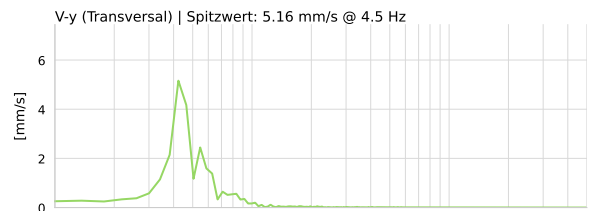
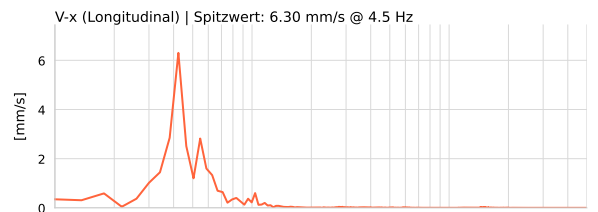


**DATEI: 2493-HS5-18052026-234258\_raw.csv**

Aufzeichnungsdauer: 7.33 s | Abtastrate: 1000 Hz

Datum	18.05.2026
Zeit	23:42:58
Event-ID	2493-HS5-18052026-234258
Status	Kritisch
X	6.30 mm/s @ 4.5 Hz
Y	5.16 mm/s @ 4.5 Hz
Z	3.25 mm/s @ 10.4 Hz
Vn	6.63 mm/s @ 4.5 Hz

## SPEKTRALANALYSE - KOMPONENTEN FFT



Kanal	Spitzwert	Spektrum 25%	Spektrum 50%	Spektrum 75%
X	4.5 Hz	4.2 Hz	5.0 Hz	7.1 Hz
Y	4.5 Hz	4.2 Hz	5.0 Hz	7.1 Hz
Z	10.4 Hz	12.4 Hz	28.0 Hz	82.0 Hz

## SPEKTRALANALYSE - FFT (DIN 4150-3)

