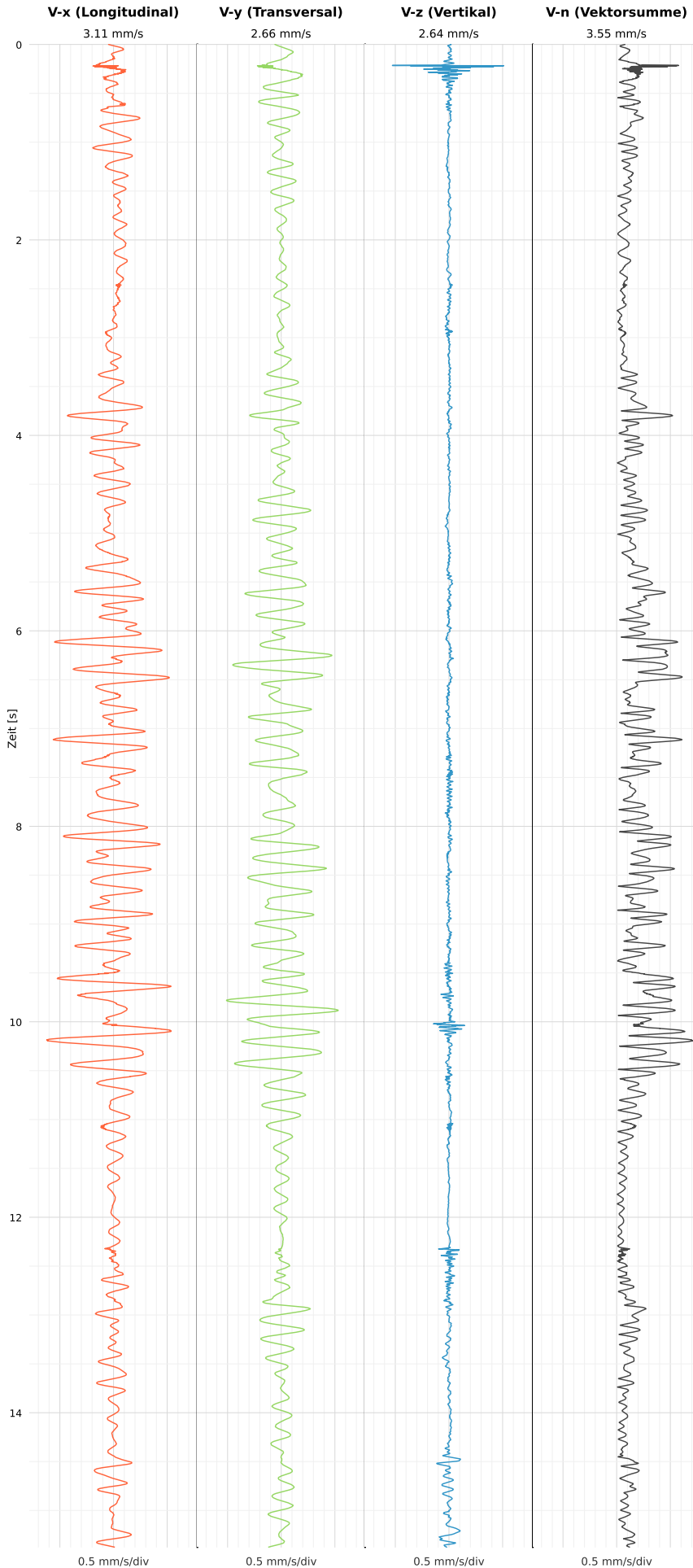


SCHWINGGESCHWINDIGKEIT

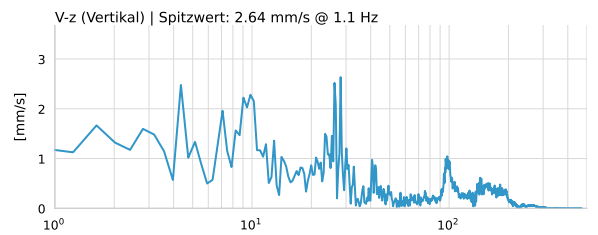
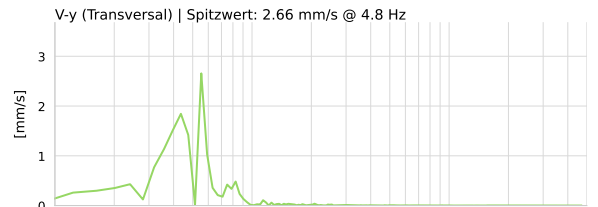
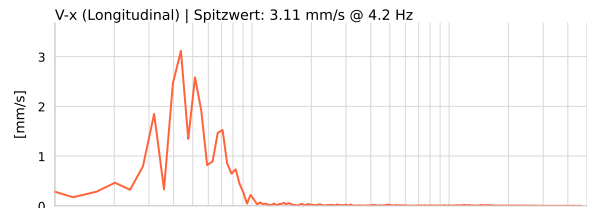


DATEI: 2493-HS5-18052026-235807_raw.csv

Aufzeichnungsdauer: 15.38 s | Abtastrate: 1000 Hz

Datum	18.05.2026
Zeit	23:58:07
Event-ID	2493-HS5-18052026-235807
Status	Hinweis
X	3.11 mm/s @ 4.2 Hz
Y	2.66 mm/s @ 4.8 Hz
Z	2.64 mm/s @ 1.1 Hz
Vn	3.55 mm/s @ 4.2 Hz

SPEKTRALANALYSE - KOMPONENTEN FFT



Kanal	Spitzwert	Spektrum 25%	Spektrum 50%	Spektrum 75%
X	4.2 Hz	4.0 Hz	5.1 Hz	7.5 Hz
Y	4.8 Hz	4.0 Hz	5.5 Hz	7.5 Hz
Z	1.1 Hz	21.9 Hz	91.0 Hz	151.1 Hz

SPEKTRALANALYSE - FFT (DIN 4150-3)

