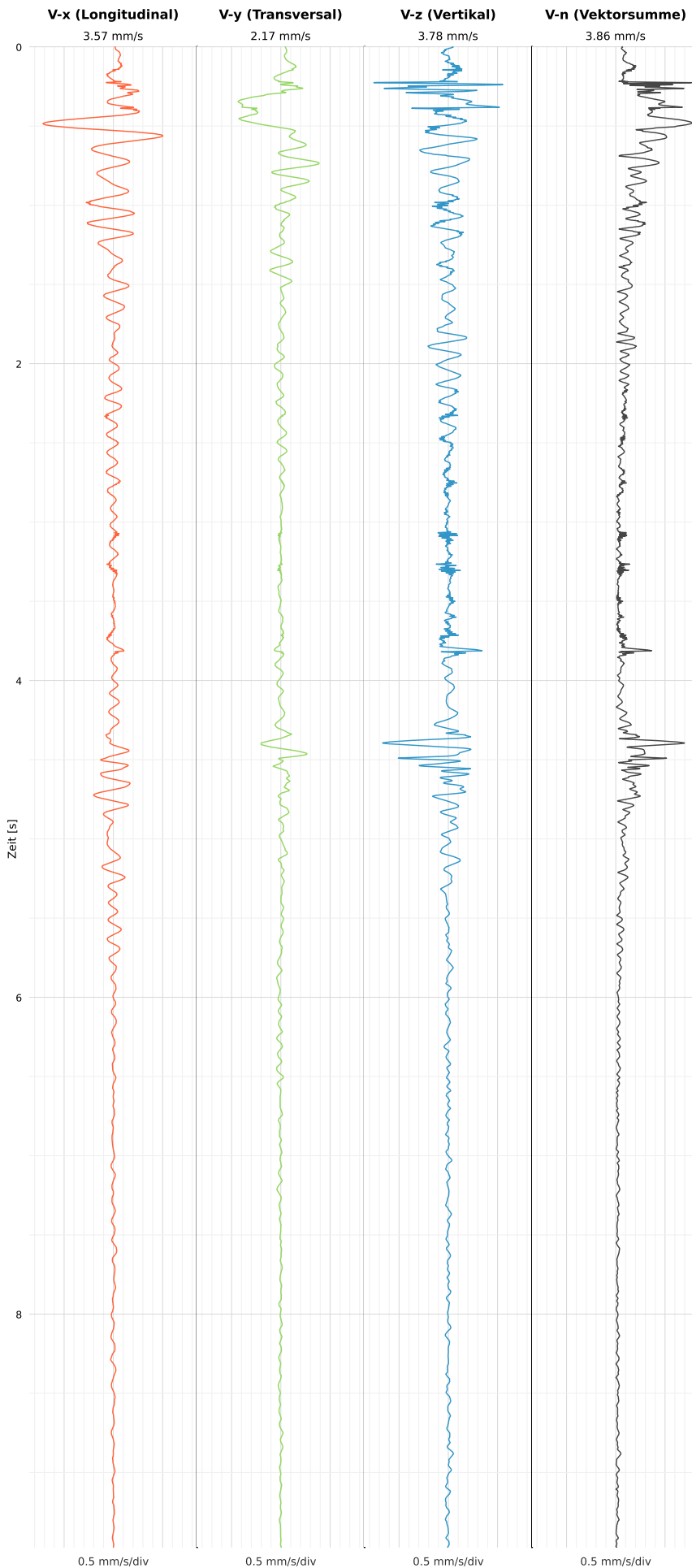


SCHWINGGESCHWINDIGKEIT

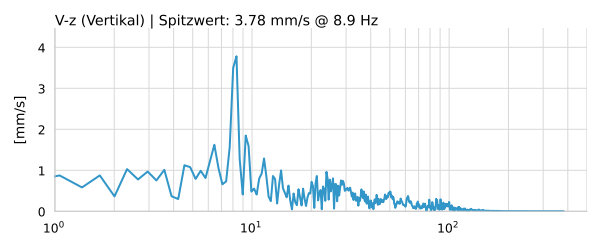
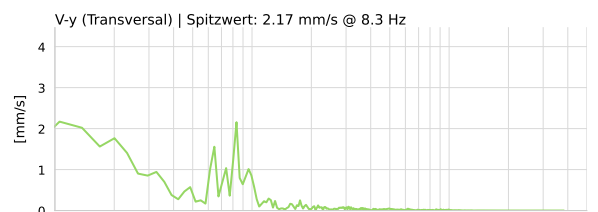
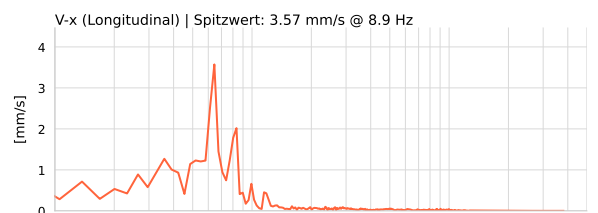


DATEI: 2493-PG-4-12052026-070342_raw.csv

Aufzeichnungsdauer: 9.47 s | Abtastrate: 1000 Hz

Datum	12.05.2026
Zeit	09:03:42
Event-ID	2493-PG-4-12052026-070342
Status	Hinweis
X	3.57 mm/s @ 8.9 Hz
Y	2.17 mm/s @ 8.3 Hz
Z	3.78 mm/s @ 8.9 Hz
Vn	3.86 mm/s @ 8.9 Hz

SPEKTRALANALYSE - KOMPONENTEN FFT



Kanal	Spitzwert	Spektrum 25%	Spektrum 50%	Spektrum 75%
X	8.9 Hz	5.2 Hz	6.8 Hz	14.0 Hz
Y	8.3 Hz	2.3 Hz	7.4 Hz	12.1 Hz
Z	8.9 Hz	9.3 Hz	26.4 Hz	54.3 Hz

SPEKTRALANALYSE - FFT (DIN 4150-3)

