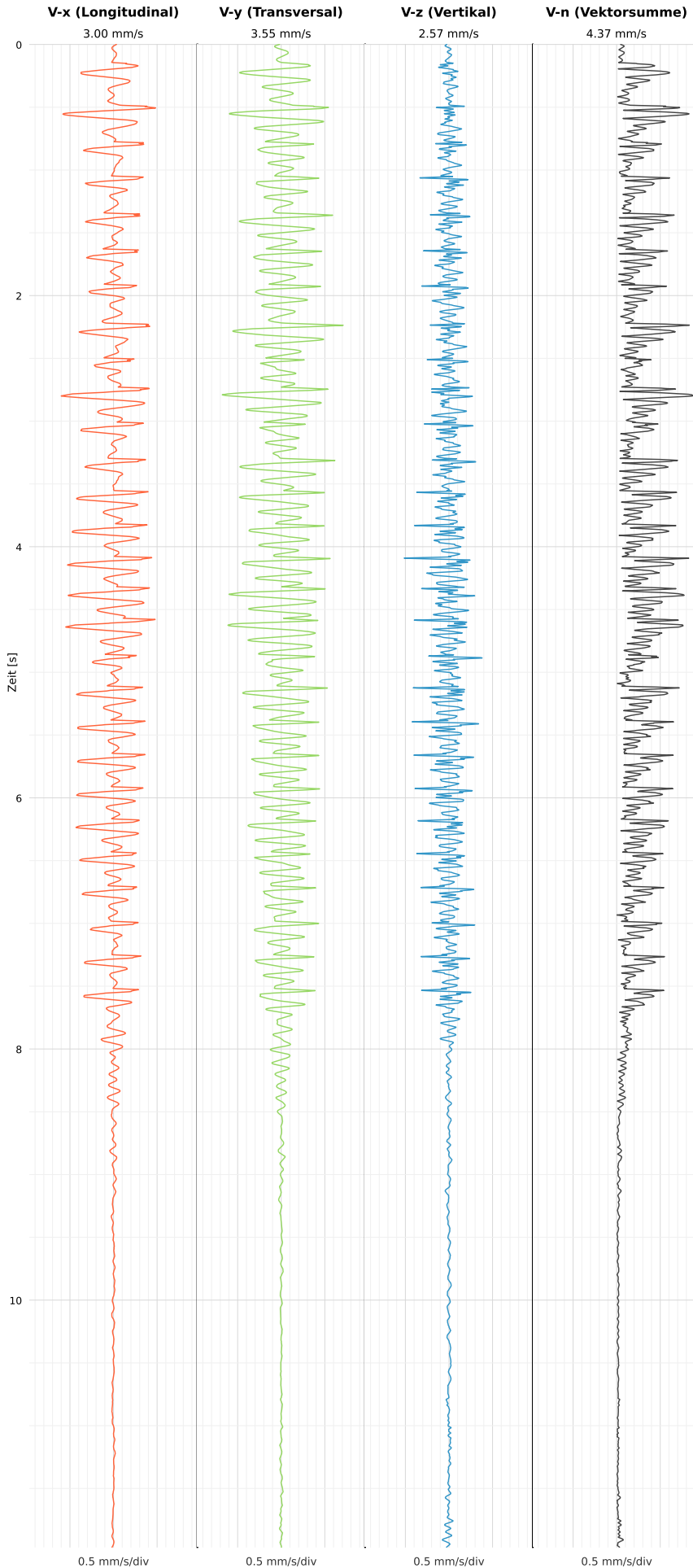


SCHWINGGESCHWINDIGKEIT

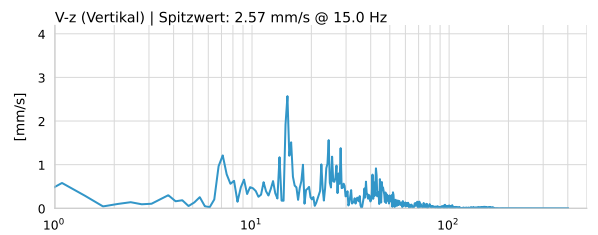
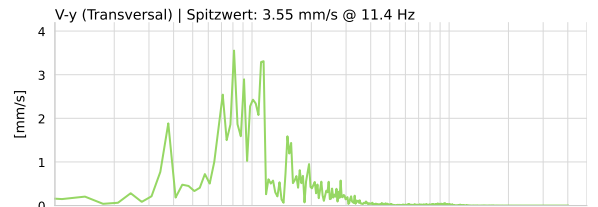
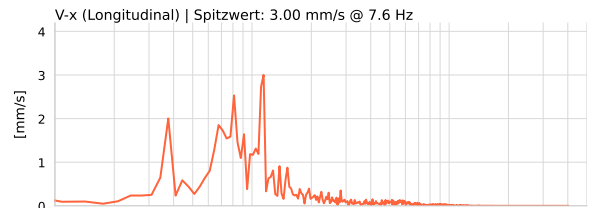


DATEI: 2493-PG-4-12052026-144541_raw.csv

Aufzeichnungsdauer: 11.97 s | Abtastrate: 1000 Hz

Datum	12.05.2026
Zeit	16:45:41
Event-ID	2493-PG-4-12052026-144541
Status	Hinweis
X	3.00 mm/s @ 7.6 Hz
Y	3.55 mm/s @ 11.4 Hz
Z	2.57 mm/s @ 15.0 Hz
Vn	4.37 mm/s @ 11.4 Hz

SPEKTRALANALYSE - KOMPONENTEN FFT



Kanal	Spitzwert	Spektrum 25%	Spektrum 50%	Spektrum 75%
X	7.6 Hz	7.8 Hz	11.1 Hz	22.1 Hz
Y	11.4 Hz	8.1 Hz	11.1 Hz	19.1 Hz
Z	15.0 Hz	15.1 Hz	26.2 Hz	43.5 Hz

SPEKTRALANALYSE - FFT (DIN 4150-3)

